



Stout Licks

Over First B Section:

```

|-----|-----|-----|---5-5-5-----4-4-4---|
|-9-7-10-8-9-7-__|-9-7-12-10-9-7-__|-7-5-8-6-7-5-__|-7-7-7-7-__6-6-6-6-__|
|-8-__9-__8-__|-8-__9-__8-__|-6-__7-__6-__|-6-__5-__|
|-8-__9-__8-__|-7-__10-__7-__|-5-__6-__5-__|-5-__4-__|
|-----|-----|-----|-----|
|-----|-----|-----|-----|

```

A bridge thing:

```

|-----8-6-__|-----7-5-__|---5/6-8-6h8p5-__|-----| | |
|---5/6-9-6h9p6-5/6-|-9-6-__6-6-__|---5/6-9-6h9p6-5/6-|-9-6-__5-5-__|---6/7-__7-__7-__|-6-4-6-6-__4-|
|---5/6-6-6-__5/6-|-6-6-__|-5/6-6-6-__5/6-|-6-6-__6-6-__|---7/8-__|-5-5-5-5-__5-|
|---5/6-__|-----|---5/6-__|-----5-__|-----|-----|-4-4-4-4-__4-|
|-----|-----|-----|-----|-----|-----|-----|
|-Db-__|-__|-__|-A7-__|-Ebm-__|-Ab-__|

```

```

|---8p6-__|-----|-----|
|---6-__6-9-9-6-|-7-9-7-6-4-__|-----|
|-----7-__|-6-__5-__|-----|
|6-__6-__|-8-__4-__|-----|
|-----|6-__|-----|
|-Db-__Bb-__|-Ebm-__Ab-__|-----|

```

A Section end #2	Turnaround	Four (4) eight bar phrases arranged AABA.
-9-9--8-8--9--	-----Bbm7-----Ab7-	
-7-7--9-9--9--	-2---6---4-----	
-8-8--8-8--8--	-3---6---6---5---	
-7-7--9-9--8--	-3---6---4---4---	
-----	-4-----6---6---	
-----	-Db6-6---Ebm7-4---	



Vocal: Garland: <https://www.youtube.com/watch?v=fiMykEc5qzI> Ella: <https://www.youtube.com/watch?v=Dk1toxG81nY>

<p>Sa- voy, the home of sweet romance, Sa- voy, it wins you at a glance, Sa- voy, gives happy feet a chance to dance.</p>	<p>Your form just like a clinging vine, Your lips so warm and sweet as wine, Your cheeks so soft and close to mine, di- -vine.</p>	<p>How my heart is singing, While the band is swinging, I'm never tired of romping, and stomping with you at the Savoy.</p>	<p>What joy - a perfect holiday, Sa- -voy, where we can glide and sway, Sa- -voy, let me stomp away with you;</p>
---	--	---	---

Bridge Vocal

e | -Gb7-G7-- | -Gb7----- | -4-2-7-5- | -4-2----- | -2-0-3-0- | -2-0---1h | -2-5-5-5----- | -1-4-4-4--- |
 b | -4-2-5-2- | -4-2----- | -B7--C7-- | -B7----- | -E7--F7-- | -E7----- | -A7----- | -Ab7----- |

Rhythm: <https://www.youtube.com/watch?v=fzXrtNiUclc>

-Db6/9---	-----Ab13-	-Db6/9---	-----Do7-	-Ebm7-----	-Ab13-----	-Db6/9-Bbm7-	-Ebm7-Ab13-
-----6-----	-----6-----	-----6-----	-----7-----	-----6-----	-----6-----	-----6-----	-----6-----
-3-----	-----5-----	-----7-----	-----7-----	-----6-----	-----5-----	-----3-----	-----6-----
-3-----	-----4-----	-----6-----	-----6-----	-----4-----	-----4-----	-----3-----	-----6-----
-4-----	-----4-----	-----7-----	-----7-----	-----4-----	-----4-----	-----4-----	-----4-----
-4-----	-----4-----	-----7-----	-----6-----	-----4-----	-----4-----	-----6-----	-----5-----

-Db6/9---	-----Ab13-	-Db6/9---	-----Do7-	-Ebm7-----	-Ab13-----	-Db6/9---	-Db9-----
-----6-----	-----6-----	-----6-----	-----7-----	-----6-----	-----6-----	-----4-----	-----4-----
-3-----	-----5-----	-----7-----	-----6-----	-----5-----	-----3-----	-----3-----	-----4-----
-3-----	-----4-----	-----6-----	-----4-----	-----4-----	-----4-----	-----3-----	-----3-----
-4-----	-----4-----	-----7-----	-----7-----	-----4-----	-----4-----	-----4-----	-----4-----
-4-----	-----4-----	-----7-----	-----6-----	-----4-----	-----4-----	-----4-----	-----4-----

-Gb7-G7--	-Gb7-----	-B7--C7--	-B7-----	-E7--F7--	-E7-----	-A7-----	-Ab7-----
-----4-5---	-----4-----	-----3-4---	-----3-----	-----6-----	-----5-----	-----5-----	-----4-----
-3---4---	-3-----	-4-5---	-4-----	-1--2---	-1-----	-6-----	-5-----
-2---3---	-2-----	-3-4---	-3-----	-----	-----	-5-----	-4-----
-----	-----	-4-5---	-4-----	-2-3---	-2-----	-----	-----
-2---3---	-2-----	-----	-----	-----	-----	-5-----	-4-----

-Db6/9---	-----Ab13-	-Db6/9---	-----Do7-	-Ebm7-----	-Ab13-----	-Db--F#m6-	-Db-----
-----6-----	-----6-----	-----6-----	-----7-----	-----6-----	-----2-----	-----2-----	
-3-----	-----5-----	-----7-----	-----6-----	-----5-----	-----6-2---	-----6-5-6---	
-3-----	-----4-----	-----6-----	-----4-----	-----4-----	-----3-1---	-----3-2-3---	
-4-----	-----4-----	-----7-----	-----7-----	-----4-----	-----4-----	-----4-----	
-4-----	-----4-----	-----7-----	-----6-----	-----4-----	-----4-2---	-----4-3-4---4-	



THE SAVOY backing track

- These are just a couple chord shapes to get you started. There are countless good options... For more ideas, check the out the Django in June chord shapes handout.

STOMPIN AT THE SAVOY

FORM: AABA

E. SAMPSON

A

1st A: Dbmaj6(9) 3fr., Bbmin7 6fr., Ebmin7 4fr., Ab7(13) 4fr.

2nd A: Dbmaj6 4fr., Db7(9) 3fr.

3rd A: Ebmin7 4fr., Ab7(13) 4fr., Ab7 3fr., Ab7 3fr.

Gb7 2fr., G7 3fr., Gb7 2fr., B7(9) 1fr., C7(9) 2fr., B7(9) 1fr.

B

Gb7(9) 8fr., G7(9) 9fr., Gb7(9) 8fr., B7 7fr., C7 8fr., B7 7fr.

E7 1fr., F7 2fr., E7 1fr., A7 5fr., Ab7 4fr., Ab7(13) 4fr.

E7(9) 6fr., F7(9) 7fr., E7(9) 6fr., A7 4fr., Ab7 3fr.



Stompin' at the Savoy : 6 improvisation tips

From the Youtube video : [How to improvise over Stompin' at the Savoy](#)

Here are the tips I give in the Youtube video to improvise on Stompin at the Savoy. Let's start with the chord chart of this tune.

Db	Db Ab7	Db	Db Bb7
Ebm7	Ab7	Db Bb7	Ebm7 Ab7
Db	Db Ab7	Db	Db Bb7
Ebm7	Ab7	Db	Db7
Gb7	%	B7	%
E7	%	A7	Ab7
Db	Db Ab7	Db	Db Bb7
Ebm7	Ab7	Db Bb7	Ebm7 Ab7

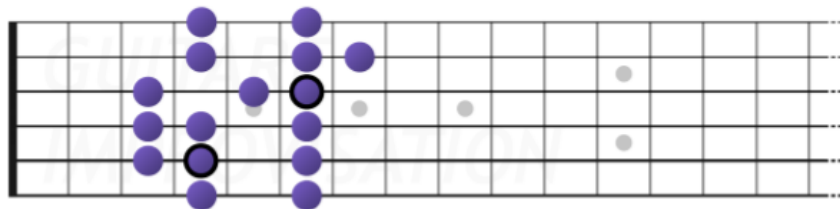
Now, the 6 steps I suggest to follow in the video :

- 1) A section : Db major scale
- 2) B section : arpeggios
- 3) A section : Ab7#5b9 (measures 2,6,8)
- 4) B section : arpeggios + 9M + 13M
- 5) A section : arpeggio of Bb7b9 (measure 4)
- 6) A section : Db dorian (or Db blues)

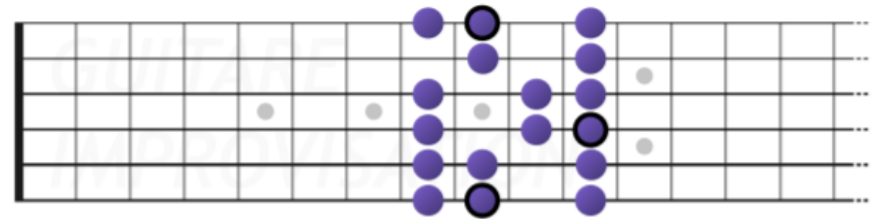
1) A section : the Db major scale

First thing to do : just get used to play the Db major scale. Just only these notes, and in the tempo.

Db major scale (4th fret)



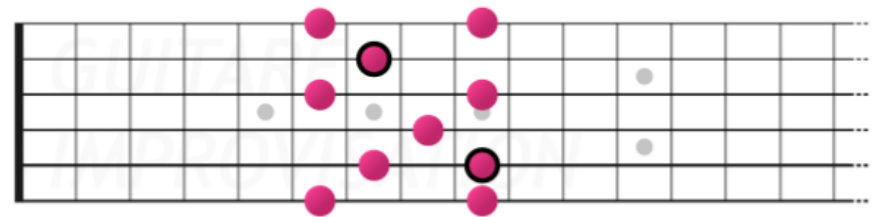
Db major scale (9th fret)



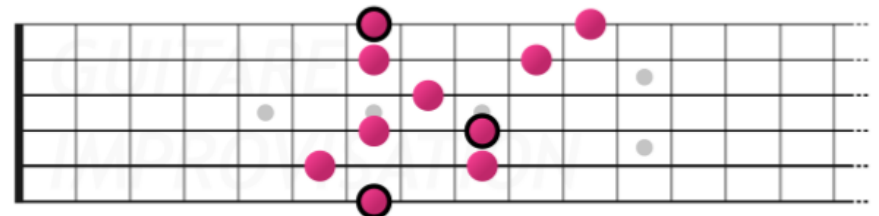
2) B section : just follow the arpeggios

Here are the diagrams of the chords : Gb7 B7 E7 A7 Ab7.

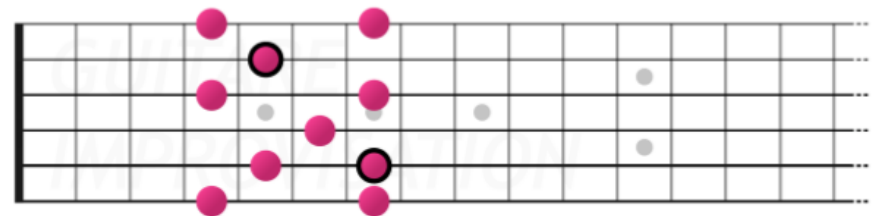
Gb7



B7

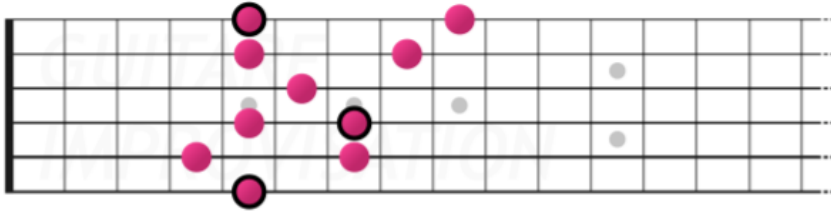


E7

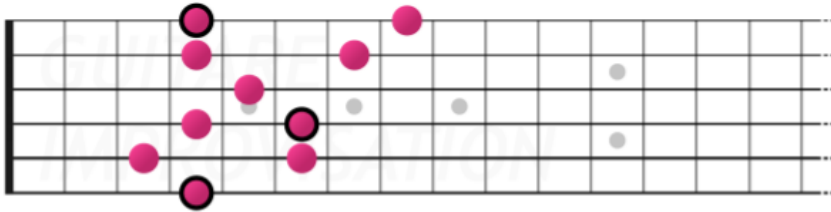




A7



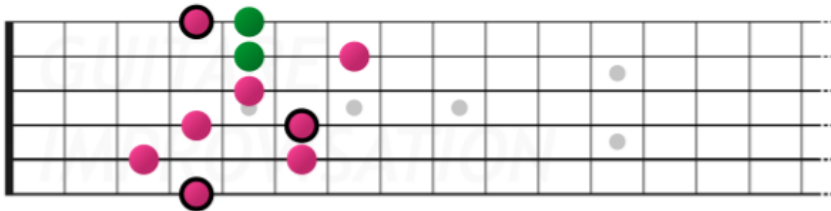
Ab7



3) A section : use the Ab7 #5 b9 arpeggio

This custom arpeggio helps to find nice melodies, because it contains notes that are not in the Db major scale. Use it in measures 2, 6 and 8 of the A section.

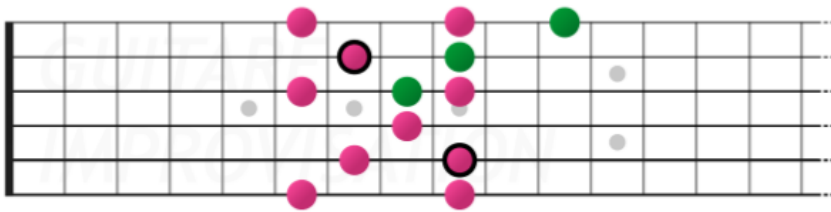
Ab7 #5 b9



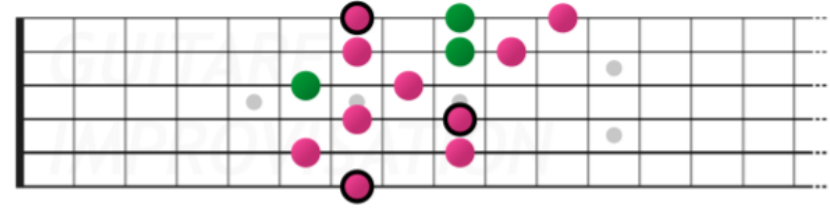
4) B section : add the M9 and M13 to the arpeggios

Here are the corresponding diagrams (2 of them for E7).

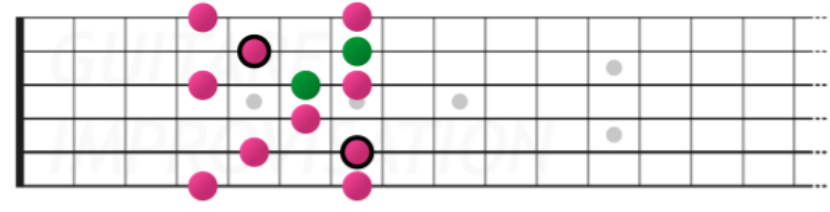
Gb7 (9 and 13 in green)



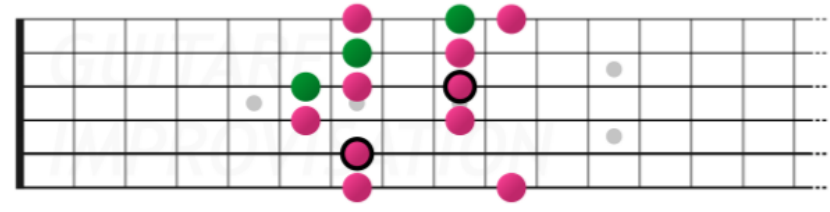
B7 (9 and 13 in green)



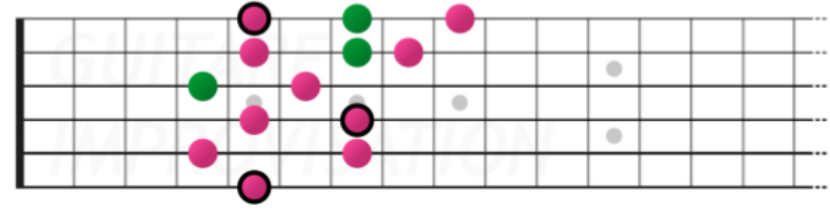
E7 (9 and 13 in green)



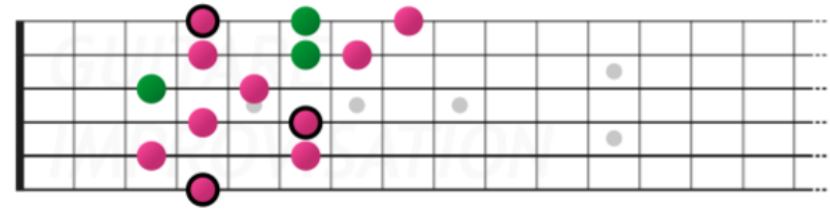
E7 again (9 and 13 in green)



A7 (9 and 13 in green)



Ab7 (9 and 13 in green)

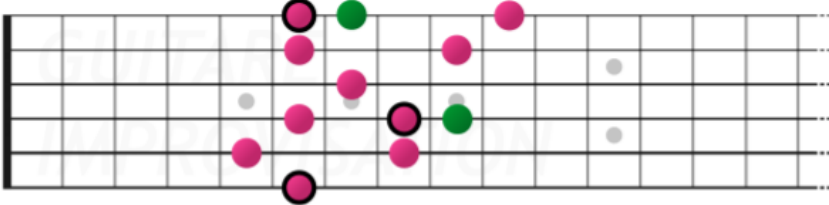




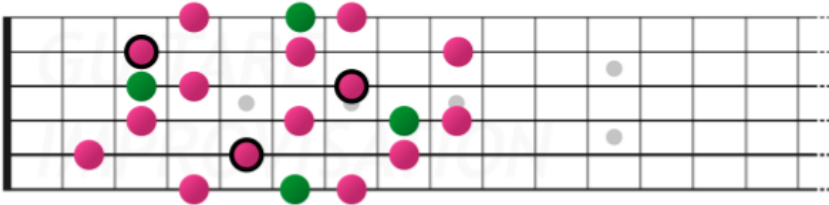
5) A section : play Bb7b9 on measure 4

Here is the Bb7b9 diagram, then the D° with an added Bb. These 2 diagrams correspond to the same notes.

Bb7b9 (the b9 is on green)



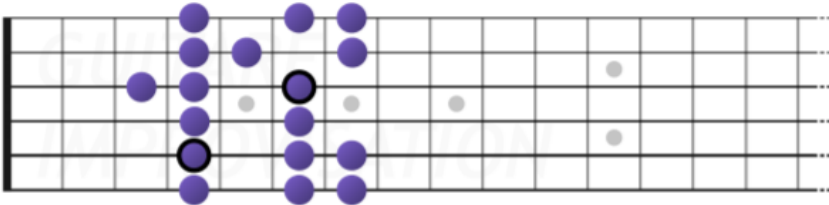
D° (with a Bb in green)



6) A section : play Db dorian or Db blues

If you don't play it too often, this scale sounds great on any measure of the A section. It "breaks the harmony" as I like to say.

Db dorian



Db blues

